

Features


Unregulated Converters

- Low cost 1W converter
- 1:1 input voltage range
- SIP7 package
- Efficiency up to 76%
- -40°C to +85°C operating temperature range
- EN/IEC/UL/CSA 60950-1 certified



REE

**1 Watt
SIP7
Single Output**



Description

The REE-0505S is a low cost 1W DC/DC converters in a standard SIP7 footprint. This makes it suitable for price sensitive industrial, test and measurement and high volume applications. The REE converter is pin-compatible with the RE converter series, but offers only the most popular 0505 voltage combination, offering a simple way to cost-down an existing application. The REE is certified to IEC/EN/UL/CSA/EAC and comes with a 3 year warranty.

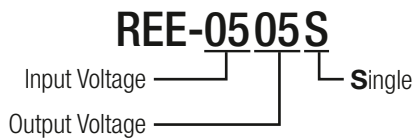
Selection Guide

Part Number	Input Voltage [VDC]	Output Voltage [VDC]	Output Current [mA]	Efficiency ⁽¹⁾ max. [%]
REE-0505S	5	5	200	76

Notes:

Note1: Efficiency is tested at nominal input and full load at +25°C ambient

Model Numbering



Specifications (measured @ Ta= 25°C, nominal input voltage, full load and after warm-up)

BASIC CHARACTERISTICS				
Parameter	Condition	Min.	Typ.	Max.
Input Voltage Range			±10%	
Input Surge Voltage	100µs	-0.65VDC		9VDC
Input Current	full load		250mA	
Quiescent Current	nom. Vin= 5VDC		25mA	30mA
Minimum Load ⁽²⁾		0%		
Internal Operating Frequency		50kHz	82kHz	105kHz
Output Ripple and Noise	20MHz BW		55mVp-p	100mVp-p
Reflected Back Ripple Current	20MHz BW		20mA _{p-p}	

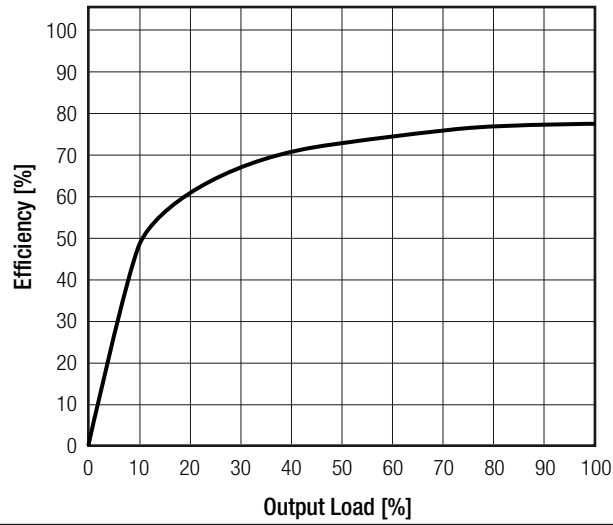
Notes:

Note2: Operation below 10% load won't harm the converter, but specifications may not be met

continued on next page

Specifications (measured @ Ta= 25°C, nominal input voltage, full load and after warm-up)

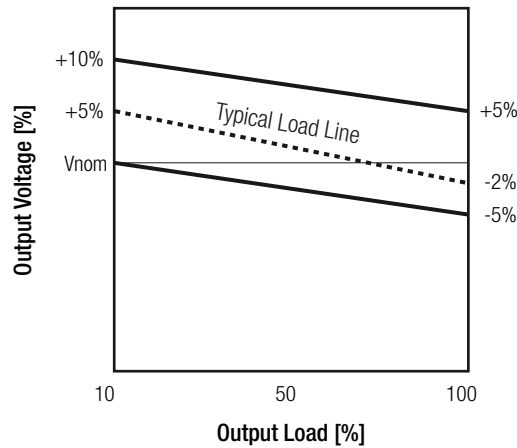
Efficiency vs. Load



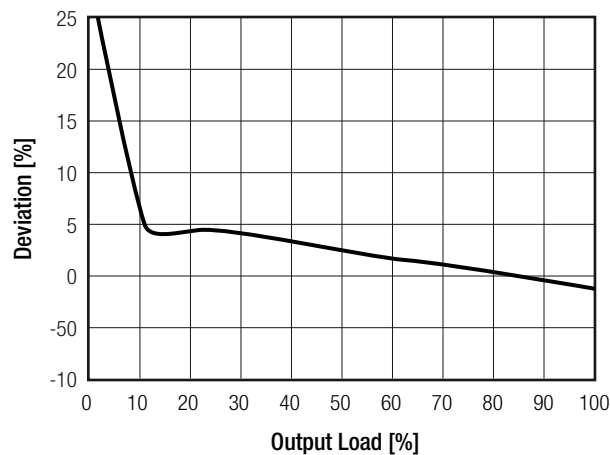
REGULATIONS

Parameter	Condition	Values
Output Accuracy		-2% typ. / ±5.0% max.
Line Regulation	low line to high line, full load	±1.2% of 1.0% Vin typ.
Load Regulation	20% to 100%	10% max.

Tolerance Envelope



Deviation vs. Load

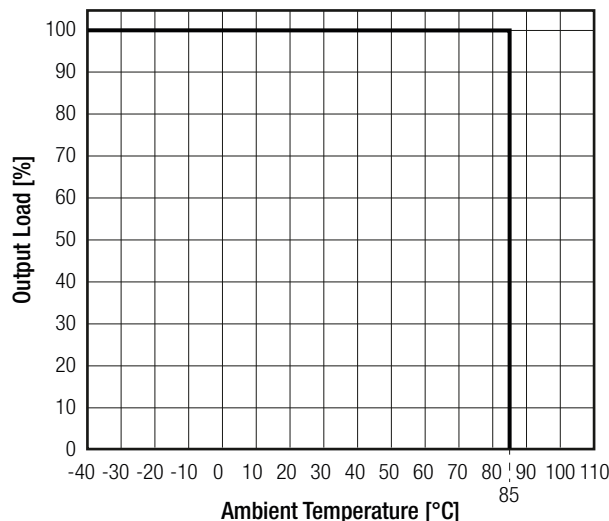


Specifications (measured @ Ta= 25°C, nominal input voltage, full load and after warm-up)

PROTECTIONS			
Parameter	Condition		Value
Short Circuit Protection (SCP)	below 100mΩ		1 second
Isolation Voltage ⁽³⁾	I/P to O/P	tested for 1 second rated for 1 minute	1kVDC 500VAC/60Hz
Isolation Resistance			1GΩ min.
Isolation Capacitance			75pF max.
Insulation Grade			basic
Notes:			
Note3: For repeat Hi-Pot testing, reduce the time and/or the test voltage			
Note4: Refer to local wiring regulations if input over-current protection is also required. Recommended fuse: T1A slow blow type			

ENVIRONMENTAL			
Parameter	Condition		Value
Operating Temperature Range	full derating (see graph)		-40°C to +85°C
Maximum Case Temperature			+105°C
Temperature Coefficient			±0.05%/°C
Thermal Impedance	0.1 m/s, horizontal direction		40°C/W
Operating Altitude			2000m
Operating Humidity	non-condensing		95% RH max.
Pollution Degree			PD2
MTBF	according to MIL-HDBK-217F, G.B.	+25°C +85°C	2400 x 10 ³ hours 650 x 10 ³ hours

Derating Graph



Specifications (measured @ Ta= 25°C, nominal input voltage, full load and after warm-up)

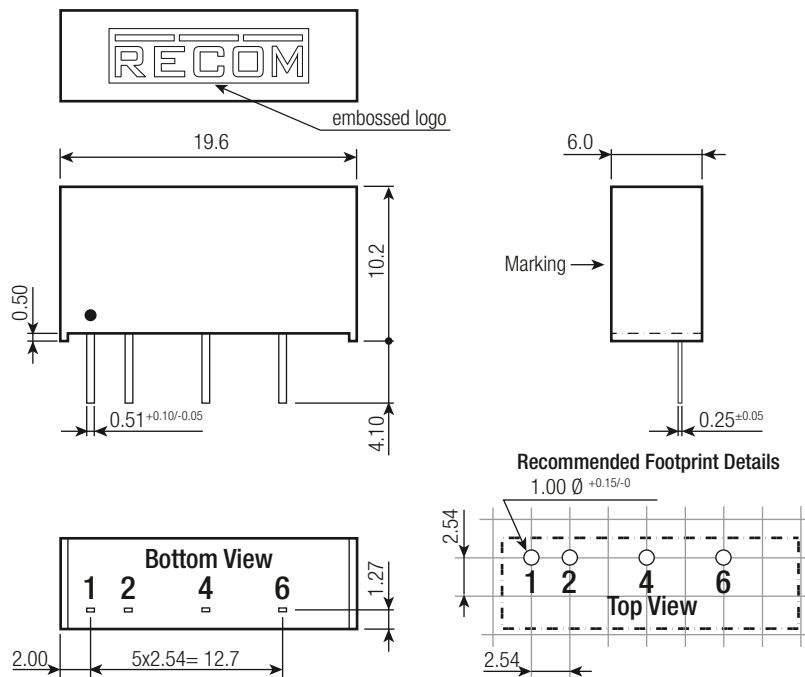
SAFETY AND CERTIFICATIONS

Certificate Type (Safety)	Report/File Number	Standard
Information Technology Equipment, General Requirements for Safety	E358085-A4	UL60950-1, 2nd Edition, 2007 CSA C22.2 No. 60950-1-07, 2nd Edition, 2007
Information Technology Equipment, General Requirements for Safety	1602031	IEC60950-1:2005, 2nd Edition + A2:2013 EN60950-1:2006 + A2:2013
EAC	RU-AT.49.09571	TP TC 004/2011
RoHs 2+		RoHS-2011/65/EU + AM-2015/863

DIMENSION AND PHYSICAL CHARACTERISTICS

Parameter	Type	Value
Material	case potting	non-conductive black plastic (UL94 V-0) epoxy (UL94 V-0)
Dimension (LxWxH)		19.6 x 6.0 x 10.2mm
Weight		2.2g typ.

Dimension Drawing (mm)



Pin Connections

Pin #	Function
1	-Vin
2	+Vin
4	-Vout
6	+Vout

Tolerance: xx.x= ±0.5mm
xx.xx= ±0.25mm

PACKAGING INFORMATION

Parameter	Type	Value
Packaging Dimension (LxWxH)	tube	520.0 x 16.0 x 9.0mm
Packaging Quantity		25pcs
Storage Temperature Range		-55°C to +125°C
Storage Humidity		5% - 95%, RH

The product information and specifications may be subject to changes even without prior written notice. The product has been designed for various applications; its suitability lies in the responsibility of each customer. The products are not authorized for use in safety-critical applications without RECOM's explicit written consent. A safety-critical application is an application where a failure may reasonably be expected to endanger or cause loss of life, inflict bodily harm or damage property. The applicant shall indemnify and hold harmless RECOM, its affiliated companies and its representatives against any damage claims in connection with the unauthorized use of RECOM products in such safety-critical applications.